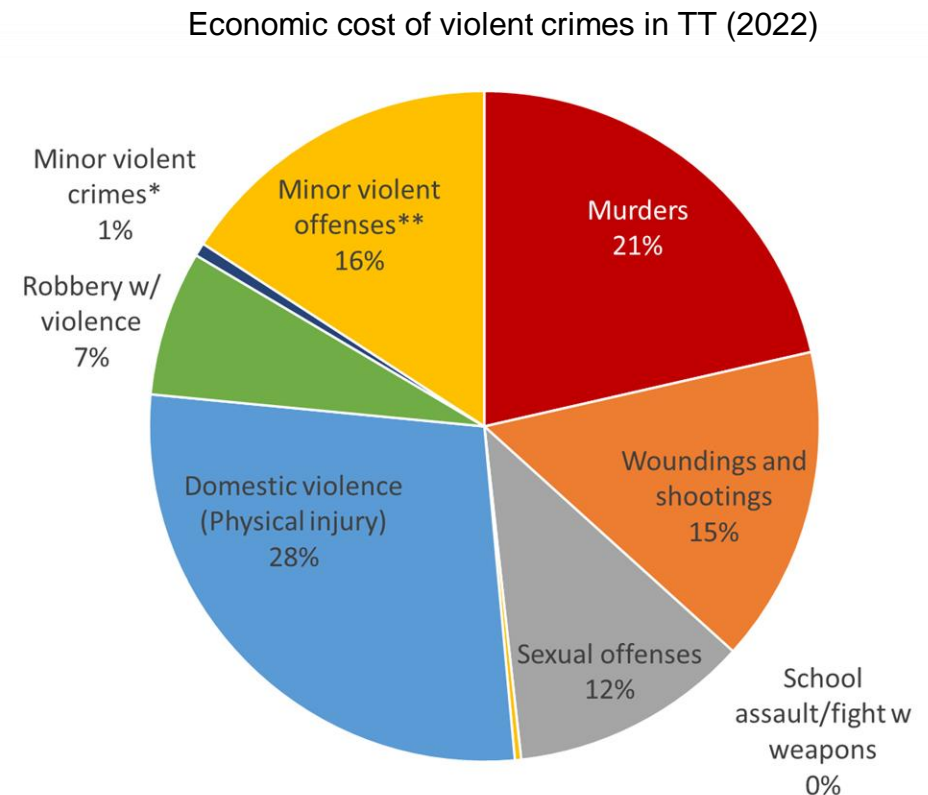
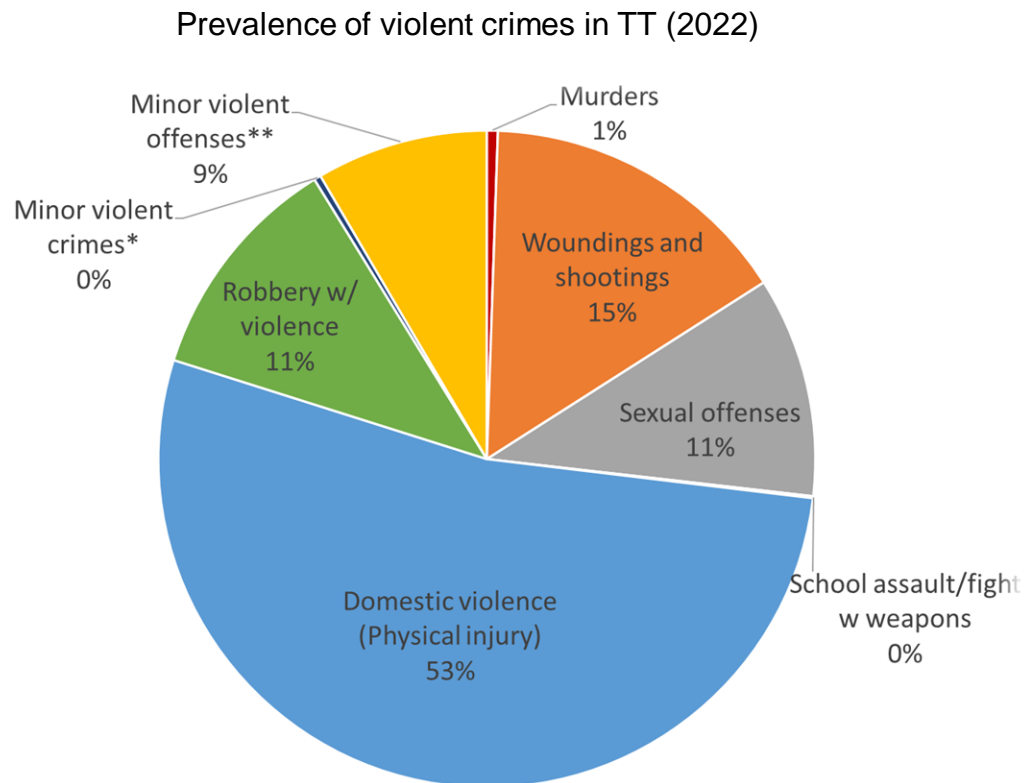
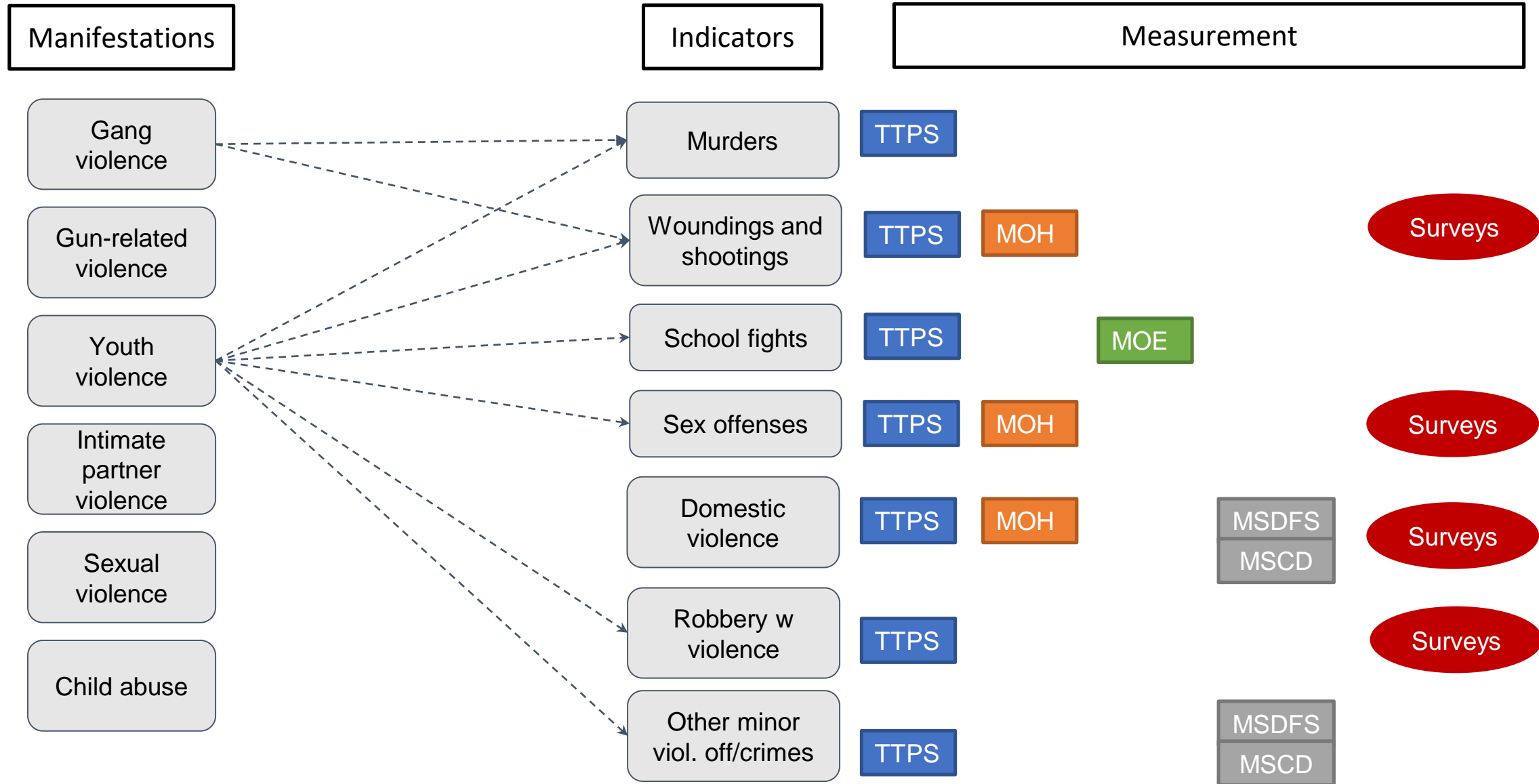


The economic costs of violence: Mapping dimensions and framing responses

Violence **harms** the most vulnerable + **strains** support systems in community & government. But not all types of violence take the same form, have the same impact, or can be addressed in the same way (seriousness, frequency, participation, legitimacy)




Building an evidence-based model



Model estimates, 2022 (in TTD Millions)

Violence (2022)	Direct costs to victims/associates					Pre- and post-offense CJ costs					Other tangible costs			
	Medical	Mental health	Counseling	Productiv	Compens	Policing	Judiciary	AGMLA	Prison	Parole/Prob	School safety	Private security	Opp. cost prison	Opp. cost crim carr
Murders (605)														
Woundings + shootings (17,365)														
Dom. vio w physical vio (59,630)														



Model estimates, 2022 (in TTD Millions)

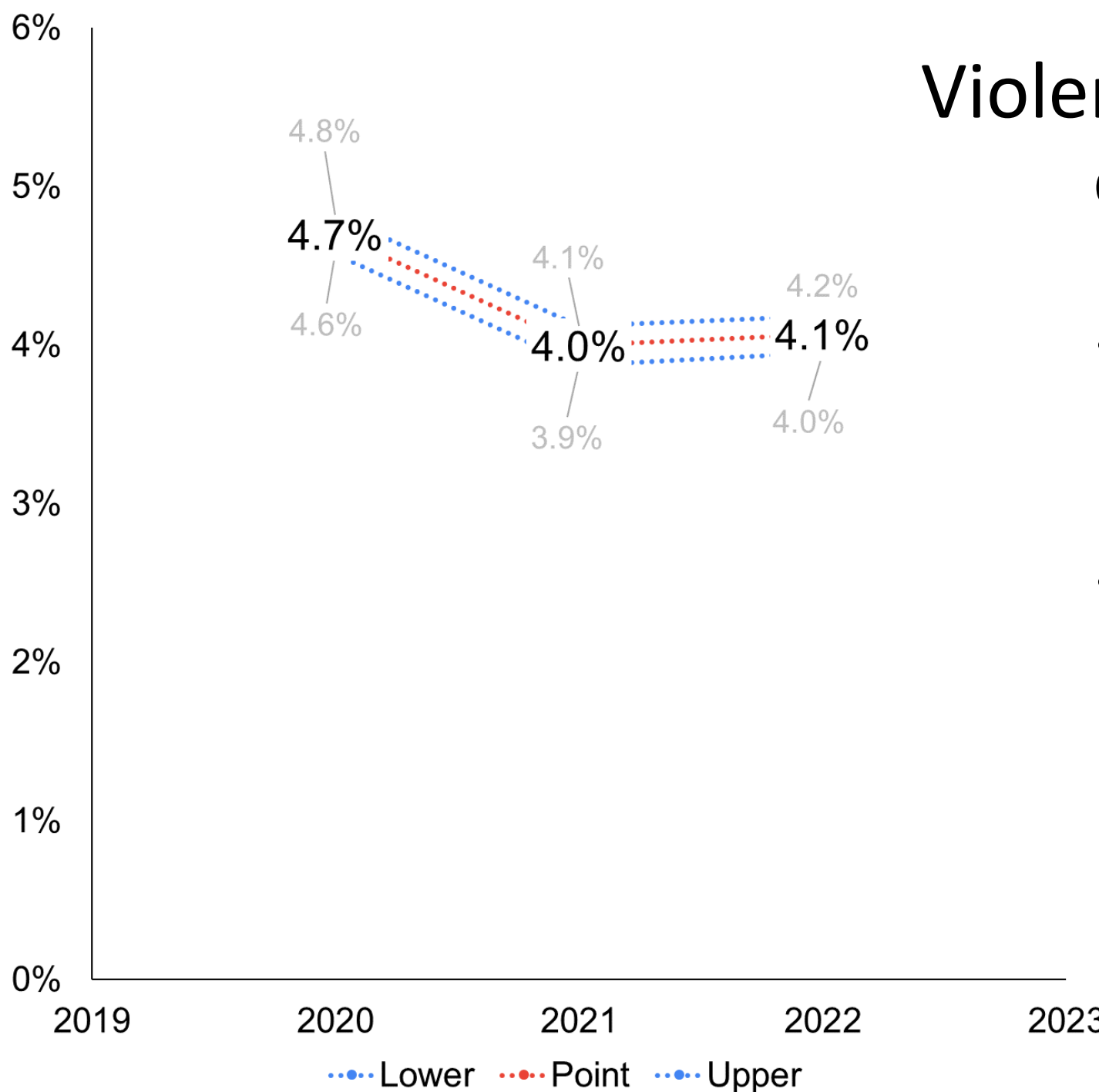
Violence (2022)	Direct costs to victims/associates					Pre- and post-offense CJ costs					Other tangible costs			
	Medical	Mental health	Counseling	Productiv	Compens	Policing	Judiciary	AGMLA	Prison	Parole/Prob	School safety	Private security	Opp. cost prison	Opp. cost crim carr
Murders (605)	.08	.05	26.32	1224.03	2.11	45.89	10.18	9.46	27.21	1.16		1.97	4.44	91.14
Woundings + shootings (17,365)	276.52	1.48	391.81	98.50	.064	57.26	12.70	11.80	39.16	0.92		56.42	6.38	74.64
Dom. vio w physical vio (59,630)	230.89	5.10	1345.43	21.33		196.64	43.63	40.53	1.03				.17	



	Total costs	Cost per victim US	% of GDP
Murders	1,444	358,019	
Woundings+ shootings	1,028	8,882	
Dom. vio w physical vio	1,884	4,741	
TOTAL	6.736	8,975	4.07%



Violence costs as proportion of the TT GDP, 2020-22



- Comparative approach
*Murders: 8.5 M v. **0.3 M USD***
*% GDP : 3.5% v. **4.1%***

- Annual cost per agency

MNS (w/ TTPS)	24.2%
MOH	11.6%
AGLA	54.1%
Judiciary	46.7%

Looking back and forward

Violence is costly, especially for *victims*. Many of their needs and responses, however, are **invisible** due to stigma, fear, access, norms, or low institutional trust.

We know little about *institutional* responses to violence, especially along domains critical to a public health approach (targeting, risk/protective factors, coordination, case-management and follow-up).

Seeds of change in the Caribbean and Latin America

Local/regional coordination	Injury surveillance systems	Priority given to specific cases/places
Police and justice reform	National victimization surveys	Macro-cases/organized crime
Institutional design	Vital statistics (WHO/PAHO)	Engagement with the private sector

Pathways to reform

Localized: Identify what works and short/medium term targets

Priorities + differential approaches

Focused deterrence (Boston → Mexico City?): People/places/behaviors

Problem-solving courts (LAC): Drugs, guns, reentry, juveniles

Competency building + resources for criminal investigations

Consider theories of change across levels/over time

Individual effects or community effects? Mechanisms? Sustainability?

Take stock of existing programs

What is the “intervention”? Documentation and capacity for learning

Scaling up good practices

Leverage resiliency in the community

Structural: Invest in knowledge, capacity, and governance

Injury surveillance + Victimization/Prisoner surveys

Data and analysis: Real-time, social media, network analysis, “follow the money”

M&E units tied to multi-sector committee